

ALBUQUERQUE CONVENTION CENTER FLOOR PLAN

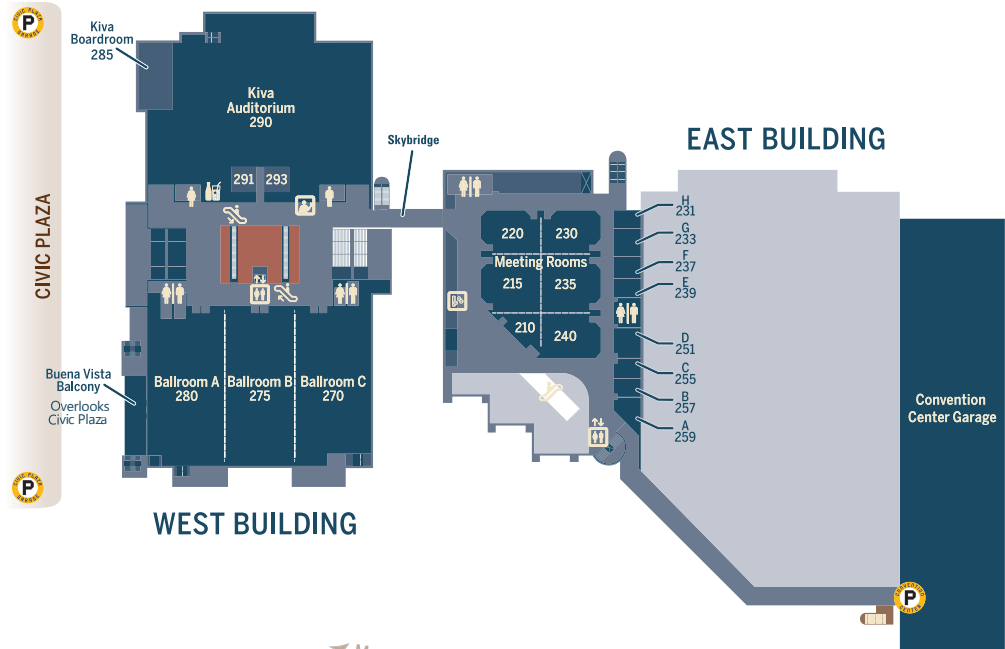
UPPER LEVEL

WEST BUILDING

- Kiva Auditorium
 - » Box Office
 - » Concessions
 - » Kiva Boardroom
- Ballroom A, B, C
 - » Buena Vista Balcony
Overlooks Civic Plaza
- Skybridge to East Building

EAST BUILDING

- Meeting Room 210–240
- Suite A–H
- Convention Center Parking



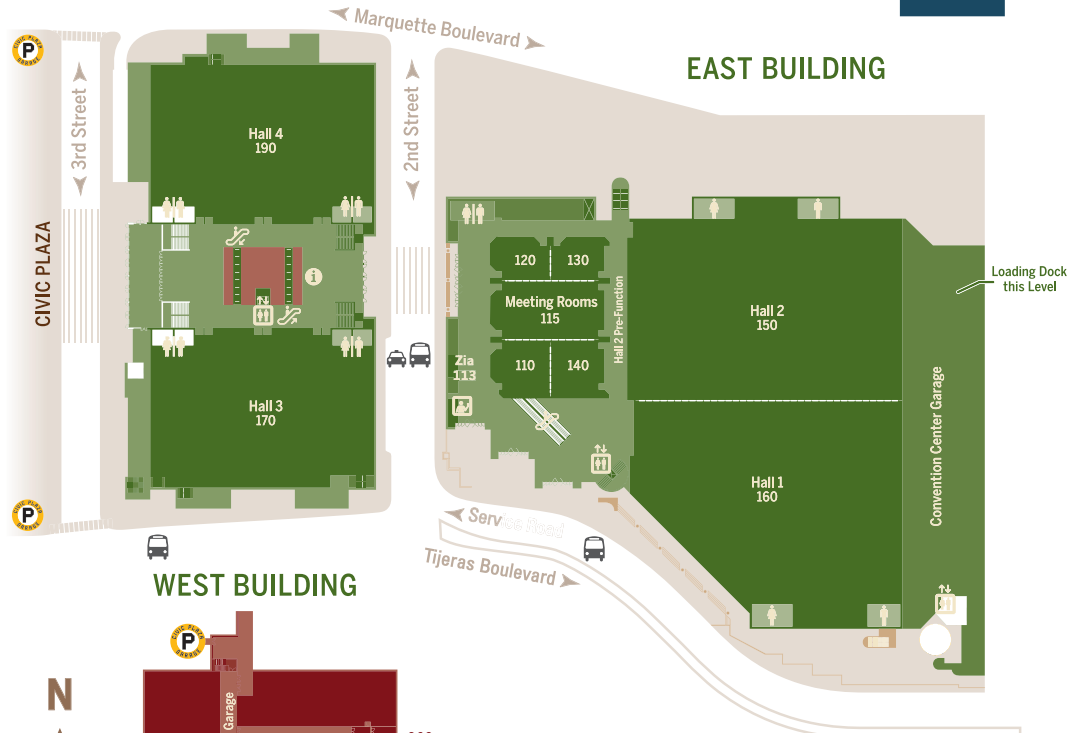
MAIN LEVEL

WEST BUILDING

- Hall 3 & 4
- Guest Services
- Civic Plaza Outdoor Event Space
- 2nd Street Entrance

EAST BUILDING

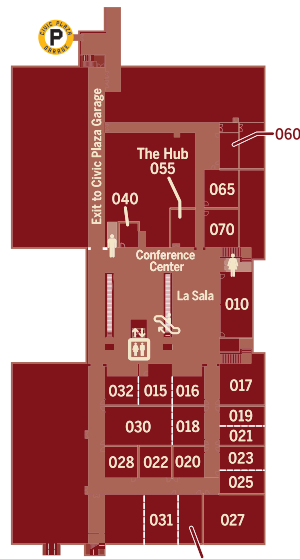
- Hall 1 & 2
- Meeting Room 110–140
- Zia Lounge 113
- Box Office
- 2nd Street Entrance
- Tijeras Boulevard Entrance



LOWER LEVEL

WEST BUILDING

- Conference Center
- The Hub 055
- La Sala (Lounge)
- Civic Plaza Parking



WEST BUILDING

LEGEND

- Box Office
- Concessions
- Elevator
- Escalator
- Guest Services
- Parking
- Pick-up & Drop-off
- Restroom
- Vending

All areas of the Albuquerque Convention Center are accessible to people with mobility impairments



MEETING ROOM INFORMATION AND FEATURES

ROOM # AND ROOM NAME	ROOM DIMENSIONS		ROOM CAPACITIES			EXHIBIT CAPACITIES
	SQUARE FEET	SIZE(FT)	THEATER/ RECEPTION	CLASSROOM STYLE	BANQUET SEATING	10'X10' BOOTHS
UPPER LEVEL MEETING ROOMS, SUPPORT ROOMS, BALLROOMS, AUDITORIUM						
EAST MEETING ROOMS <i>Ceiling Height 12'</i> UPPER EAST LOBBY - 3,400 SQ. FT.						
210 Tijeras	728	48 x 36 x 32	48	30	48	
215 San Miguel •	2,940	49 x 60	242	162	160	
220 Ruidoso •	2,156	49 x 44	130	81	120	
230 Pecos •	2,156	49 x 44	130	81	120	
235 Mesilla •	2,940	49 x 60	242	162	160	
240 La Cienega	2,205	49 x 45	162	93	140	
Combined •	10,192	98 x 104	794	486	480	
EAST SUPPORT ROOMS <i>Ceiling Height 9'10"</i>						
Hall 1 Show Offices						
Suite A/B	560	20 x 28	40	32	30	
Suite C	300	20 x 15	20	18	20	
Hall 2 Show Offices						
Suite D	460	20 x 23	30	20	40	
Suite E/F	860	20 x 43	80	40	60	
Suite G (Has Restroom)	460	20 x 23	30	20	40	
Suite H (Has Restroom)	243	Triangle				
WEST BALLROOMS <i>Ceiling Height 15'11"</i> UPPER WEST LOBBY - 3,400 SQ. FT. BUENA VISTA BALCONY: 1,974 SQ. FT. 21X94						
Ballroom A/Balcony	9,996	68 x 147	642	408	460	
Ballroom B	8,880	60 x 147	300	300	320	
Ballroom C	12,348	84 x 147	801	544	550	
Combined Ballrooms	31,164	211 x 147	2,400	1,360	1,910	
WEST KIVA AUDITORIUM <i>Angle Opera Seating for 2,300</i>						
285 Kiva Boardroom (Credenza, LCD)			FIXED SEATING FOR 18 PEOPLE			
291 Pima Press Room	380	19 x 20	40	24	30	
293 Maya Conference Room	532	19 x 28	40	32	40	
MAIN LEVEL MEETING ROOMS, EXHIBIT HALLS LOBBY - 4,600 SQ. FT.						
EAST MEETING ROOMS <i>Ceiling Height 13'</i>						
110 Galisteo	2,450	50 x 49	180	114	160	
115 Brazos	5,880	60 x 98	462	234	380	
120 Doña Ana	1,715	35 x 49	138	75	110	
130 Cimarron	1,715	35 x 49	138	75	110	
140 Aztec	2,450	50 x 49	180	114	160	
Total Combined	14,210	98 x 145	1,155	648	910	
113 Zia Lounge/Office	300	11 x 27				
EXHIBIT HALLS <i>Pre-function Space 5,040 Square Feet, 140'x36'</i>						
<i>Hall 1 & 2 Ceiling Height 30' Floor to Truss, 17' Additional to Roof Hall 3 Ceiling Height 20' Hall 4 Ceiling Height 16'-20'</i>						
East Hall 1	57,600	270 x 240	5,170	2,604	3,450	266
East Hall 2	48,600	270 x 180	3,262	1,842	3,080	233
Hall 1 & 2 Combined	106,200	270 x 420	9,048	4,566	7,178	503
West Hall 3	30,173	143 x 211	-	-	-	144
West Hall 4	30,173	143 x 211	-	-	-	144
WEST LOWER LEVEL MEETING ROOMS LOBBY - 3,400 SQ. FT.						
La Sala Lobby	7,600					
La Sala Lounge	1200					
MEETING ROOMS <i>Ceiling Height 10'</i>						
10 Anasazi	1,600	32 x 50	101	72	80	
15 Zuni	875	35 x 25	58	32	50	
16 Acoma	1,064	28 x 38	71	40	60	
17 Apache	980	35 x 28	49	48	32	
18 Cochiti	1,520	38 x 40	101	72	80	
19 Isleta	700	35 x 20	47	32	40	
20 Laguna	972	27 x 36	65	48	60	
21 Jemez	665	35 x 19	44	32	40	
22 San Juan	567	31 x 27	63	43	40	
23 Nambé	630	35 x 18	42	32	40	
25 Navajo	630	35 x 18	42	32	40	
27 Picuris	2,000	40 x 50	133	100	120	
28 Santo Domingo	837	27 x 31	56	40	50	
29 Sandia	880	40 x 22	58	40	50	
30 Taos	2,128	38 x 56	142	120	120	
31 Santa Ana	1,280	40 x 32	85	60	80	
32 Tesuque	924	28 x 33	62	40	60	
60 Chaco	680	20 x 34	56	32	30	
65 Hopi	864	32 x 27	70	36	50	
70 Tewa	899	31 x 29	70	36	50	
COMBINED						
16 Acoma, 32 Tesuque, 15 Zuni	2,863	28 x 96	191	112	160	
18 Cochiti & 30 Taos	3,648	38 x 96	243	216	230	
27 Picuris, 29 Sandia, 31 Santa Ana	4,160	40 x 104	276	200	260	
19 Isleta & 21 Jemez	1,365	35 x 39	91	64	90	
23 Nambé & 25 Navajo	1,260	35 x 36	84	64	90	
65 Hopi & 70 Tewa	1,728	64 x 27	110	84	110	

CONVENTION CENTER AMENITIES

- Located in the center of Downtown Albuquerque
- 4 miles from the airport
- Easy access to Interstates 25 and 40
- Over 900 convention-style hotel rooms located within walking distance
- Exceptional service from trained professionals
- An on-site preferred audio-visual provider
- Competitive electric rates
- Free Wi-Fi
- Computer networking
- Telephone and data line services
- Convenient on-site business center
- 718 covered parking spaces adjacent to ACC
- Versatile public areas
- 167,562 total square feet of exhibit space (including 106,200 clear-span)
- 2,300-seat auditorium
- 31 meeting rooms
- 31,000-square-foot ballroom and balcony
- Capable of handling more than 9,000 attendees
- Outdoor special event staging areas
- Initial meeting room setup at no charge
- Booking and management of Civic Plaza events

HIGH-QUALITY FOOD SERVICE

- Exclusive on-site food & beverage provider
- Custom menus
- Local and national menus
- Banquet space for up to 6,000
- Personalized service
- Themed events available

VENDOR SERVICES AVAILABLE

- Audio/visual services by Alliance Audio Visual
- Conference recording/duplication
- Event planning
- Exhibit and booth decorators
- Security companies
- Sound/lighting
- High speed/wireless internet connectivity

TECHNICAL SPECIFICATIONS

<i>East Exhibit Halls</i>	<i>West Exhibit Halls</i>
UTILITIES OUTER WALLS	UTILITIES
<ul style="list-style-type: none"> • Water (hot/cold) • Drains • Gas 	<ul style="list-style-type: none"> • Water (hot/cold) • Drains • Gas • Compressed air (limited)
OVERHEAD	ELECTRICITY
<ul style="list-style-type: none"> • Water (hot/cold) • Compressed air 	<ul style="list-style-type: none"> • 120v, 20-100 amps • 208v, 20-100 amps, single phase • 208v, 20-100 amps, three phase
ELECTRICITY	CEILING HEIGHT
<ul style="list-style-type: none"> • 120v, 20-60 amps • 208v, 20-60 amps, single phase • 208v, 20-60 amps, three phase • 480v, 20-60 amps 	<ul style="list-style-type: none"> • 16'-20'
CEILING HEIGHT	LIGHTS
<ul style="list-style-type: none"> • 30' 	<ul style="list-style-type: none"> • Fluorescent
LIGHTS	FLOOR & COLUMNS
<ul style="list-style-type: none"> • Metal halide - 1,000 watts 	<ul style="list-style-type: none"> • Tile over concrete • Floor load - 10,000 lbs/wheel or 10 tons/axle • Columns at 25'-30' on center
FLOOR & COLUMNS	LOADING
<ul style="list-style-type: none"> • Sealed concrete • Floor load-unlimited • Column Free 	<ul style="list-style-type: none"> • Off street • Overhead doors 16' w x 12' h
LOADING & DOCK DOORS	NOTE
<ul style="list-style-type: none"> • 24' w loading dock covered • (10) truck bays-one w/ dock leveler • Two Dock Doors-22' w x 15' h • Five Dock Doors-14' w x 15' h 	<p>Maximum capacities shown. Capacities subject to change based on staging and audio visual. Classroom set are (4) per 8'x18" table. Banquet set are (10) per 72" round.</p>
FREIGHT ELEVATOR/ MEETING ROOM AREA	
<ul style="list-style-type: none"> • 8' w x 8' h x 16' d • 10,000 lbs capacity 	